

47" Retractable Banner Stand

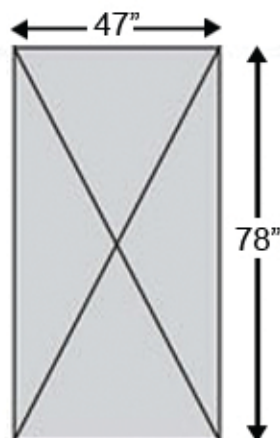
INSTRUCTIONS

- Maximum width: 47"
- Maximum height: 78" / Height is also adjustable.

No tools required
Easy set up in minutes.

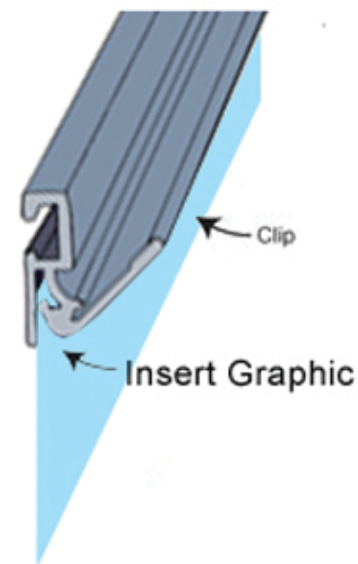


- 1** Prepare banner to be within 47" wide.

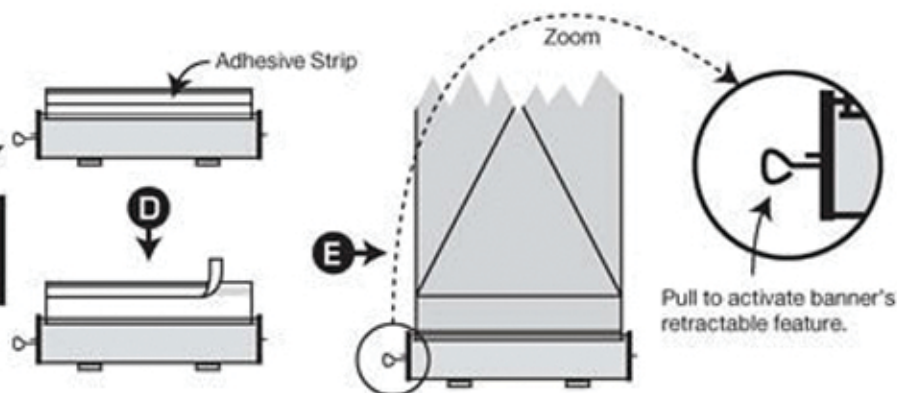


- 2** Place 1/2" of banner into top clip to secure banner into top bar.

Release clip and slide bar (folded side up) into Top Bar.



- 3** Peel off adhesive strip from base. Adhere the bottom of the banner to the strip. Use clear tape on the front and back for a more secure hold.



WARNING! Do not pull until AFTER Banner has been attached to the adhesive strip.

